

Reference:

Client:

Project:

Consultant:

Location:

Contractor:

Date:

Submitted by:



### Model RAPB

Fire-rated Access Door

Wingnut Closure

### Application:

CVS-SAFE4 Fire-rated Duct Access Doors range are tested in accordance to BS476 Part24:1987 (ISO6944) and EN 1366-1 for up to 4-hours. These access doors are designed to be installed into fire-rated ductwork for the purpose of internal inspection and access for cleaning purposes without compromising the rating of the ductwork. The Access Doors provide efficient and secure service access to critical areas in ducts for a wide range of commercial, industrial, and residential which can be installed in both new and retrofit applications.

All CVS-SAFE4 marked products carry third party Certification and Local AHJ approval.

### STANDARDS MET:

**BS Standard:** BS476 Part 24, BS5588 (BS9999)

**EN & Other Standards:** EN1366-1, ISO6944

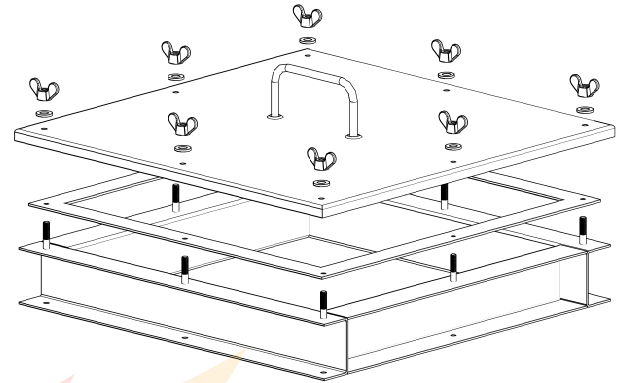
**NFPA Standards:** 96



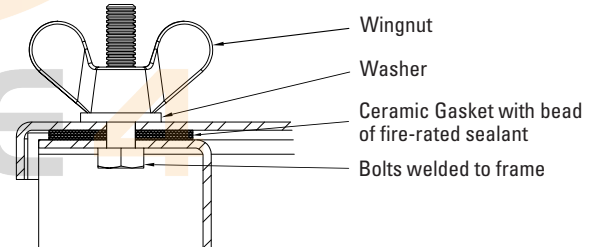
### Standard Construction:

	Standard	Optional
<b>Frame Material</b>	40x1.5mm thick channel section frame	Galvanised Steel Stainless Steel Mild Steel
<b>Door Material</b>	G1 sheet steel with 5mm lip formed on all sides	Galvanised Steel Stainless Steel Mild Steel
<b>Lock Mechanism</b>	Wingnuts & Bolt Closure	----
<b>Type of Installation of Door to Duct Skin</b>	4.8mm Steel Rivets	Welded
<b>Gasket &amp; Sealant</b>	Ceramic Gasket with bead of fire-rated sealant	----
<b>Accessories</b>	Welded Handle	Bolted Handle
<b>Hourly Ratings</b>	2-hours	4-hours
<b>Finish</b>	Mill Finish	Coating - Red Oxide or Galvanic Heat Resistant

### Model RAPB - Uninsulated Bolted Panel



### Model RAPB - Detail



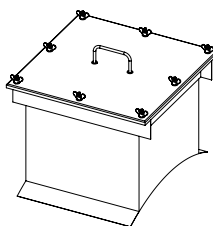
### Minimum & Maximum Sizes:

Model	Minimum Single Section	Maximum Single Section
<b>RAPB - Uninsulated Bolted Panel</b>	6" x 6" (150 x 150)	40" x 40" (1000 x 1000)

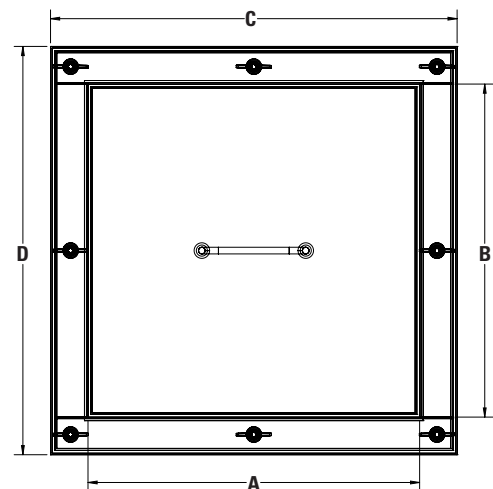
All dimensions shown in inches, parentheses ( ) indicate millimeters.

### Optional Construction:

- Round Construction  
*(Consult factory for saddles installation on round ducts)*
- Flat Bar Construction
- Safety Steel Wire



### Model RAPB - Dimensions



Size of the door shall be A or B + 80mm  
Size of the frame shall be C or D in mm

As part of our continuous improvement program, we reserve the right to make further improvements without notice.

Submittal