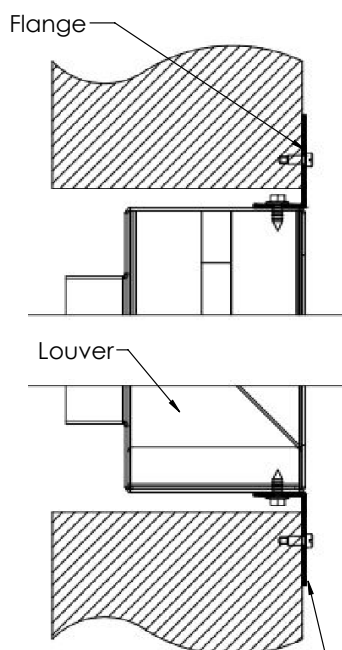




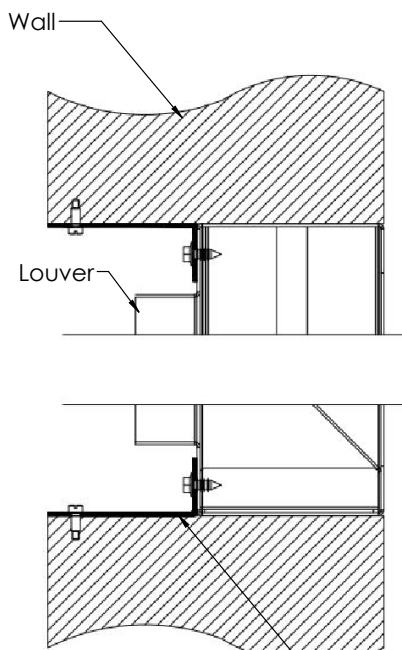
SAND TRAP LOUVER INSTALLATION INSTRUCTIONS

Flange Mount



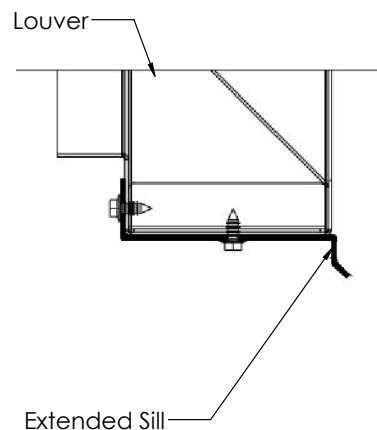
Attach louver sections together with L-Angle using suitable fasteners.
Fasteners are not supplied by CVS

Masonry Wall

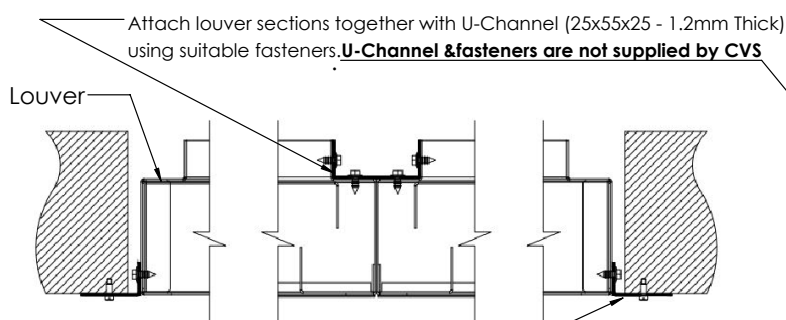


Attach louver sections together with L-Angle using suitable fasteners.
Fasteners are not supplied by CVS

Extended Sill

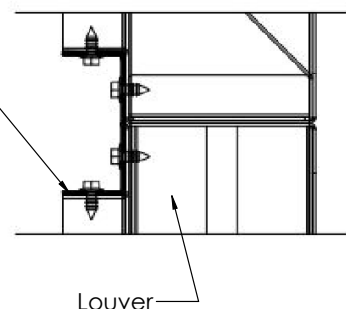


Multi-Section Assembly Plan View



Attach louver sections together with L-Angle thru suitable fasteners.
Not supplied by CVS

Multi-Section Assembly Elevation View



Notes:

- * **All the installation accessories and fasteners are not provided by CVS.**
- * Prior to installation, if the unit is to be stored on site, ensure it is stored in a clean & dry environment.
- * Don't stack excessive numbers of units as the weight of the stack may damage them.
- * Prior to installation, remove all packaging from the units.
- * **Central Ventilation Systems (CVS)** reserves the right to change specifications without notice.