


Combination Louver/Damper



CVSA 
LOUVER SERIES



MODEL CFL-D-4 HIGH PERFORMANCE COMBINATION LOUVER/DAMPER 4" [102mm]

STANDARD CONSTRUCTION:

FRAME: 0.081" [2.06mm] Extruded Aluminum 4.16" [106mm] deep.

ADJUSTABLE BLADE: 0.125" [3.18mm] Extruded Aluminum

FIXED BLADE: 0.081 [2.06mm] Extruded Aluminum Positioned on a 37° angle on approximately 3" [76mm] centers.

LINKAGE: Exposed

BIRDSCREEN:

3/4" X .051" [19.05mm x 1.30mm] Flattened Aluminum in Removable Frame. Screen is mounted on inside (rear) as looking from exterior of building.

FINISH: Mill aluminum (std.)

MINIMUM SIZE: 12"w x 12"h [305mm x 305mm]

MAXIMUM SIZE: Factory assembled multi-section max: 84"w x 120"h or 120"w x 84"h [2134mm x 3048mm or 3048mm x 2134mm]

48"w x 120"h single section [1219mm x 3048mm]

Larger sizes are field assembled.

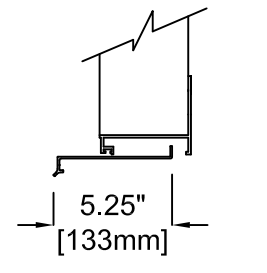
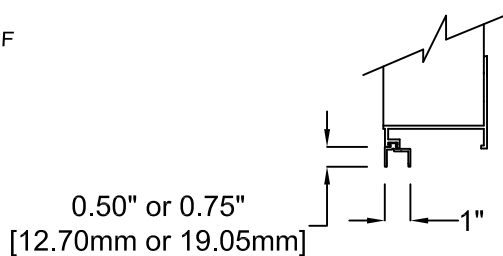
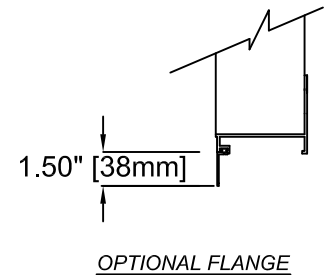
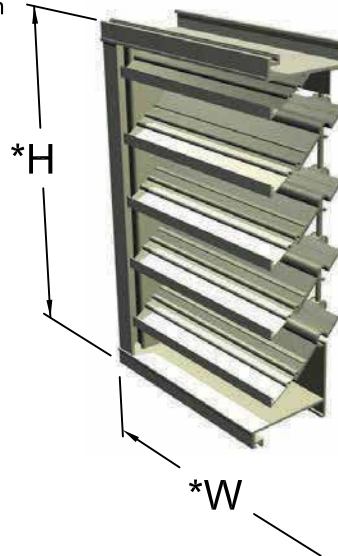
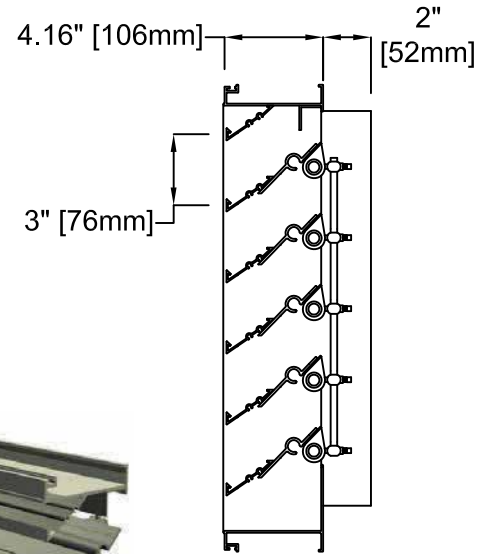
OPTIONS:

- Flanged Frame (1.5" std.) [38mm]
- Custom Flange (1", 2", or 3") [25mm, 51mm, or 76mm]
- Glazing Adapter (0.50" [12.70mm] or 0.75" [19.05mm])
- Extended Sill
- Filter Racks (no screen)
- Hinged Sub Frame
- Welded Construction (Wind Load +/- 50 psf)
- Blank-off, Alum., non-insulated, no screen, non-removeable
- Blank-off, Alum., non-insulated, with bird screen or insect screen
- Blank-off, Alum., insulated double wall, with bird screen, removable
- Blank-off, Alum., insulated double wall, no screen, non-removeable
- Actuator: See Actuator Selection Chart
- Blade Seals
- Stainless Steel Compression Jamb Seals
- Insect Screen
- Security Bars

AVAILABLE FINISHES:

- Powder Polyester TGIC** (2 coats) baked on at 410°F [210° C], 2.5 to 3.5 mils Meets AAMA-2603 Standards
- Powder Super durable polyester** (2 coats) baked on at 410°F [210° C], 2.5 to 3.5 mils Meets AAMA-2604-05 Standards
- Acrylic baked enamel (ACRA-BOND® ULTRA)** by AkzoNobel baked on at 350°F [177° C], 0.8 to 1.2 mils dry Meets AAMA-2603 Standards
- Kynar® (ALUM*A*STAR®)** 2 coats by AkzoNobel baked on at 450°F [222° C], 1.2 to 1.6 mils dry Meets AAMA-2604-05 Standards
- Kynar 500® or HYLAR® 5000 70% TRINAR®** (2 coats) by AkzoNobel baked on at 450°F [222°C], 1.2 to 1.6 mils dry, Meets AAMA-2605-05 Standards
- Kynar 500® or HYLAR® 5000 (70% Tri-Escent II)** (2 coats) by AkzoNobel, a superior finish to other metallic or anodized finishes. A blend of mica, ceramic, and inorganic pigments creates subtle yet dazzling design that goes beyond metallic color without the requirement of a clear coat. 14 standard colors - custom colors available. Baked on at 415°F [213° C], 1.4 to 1.8 mils dry, meets AAMA 2605-05.
- Clear Anodize 204 R-1 Class II (AA-C22A31)**(0.4 to 0.7 mil)
- Clear Anodize 215 R-1 Class I (AA-C22A41)**(>0.7 mil)
- Integral Color Anodize (AA-C22A42)**(>0.7 mil)

- Clear coat available for all above finishes.
- Hylar® 5000 is a registered trademark of Solvay Solexis, Inc.
- Kynar® 500 is a registered trademark of Arkema.
- ALUM*A*STAR® 50 and TRINAR® are registered trademarks of AkzoNobel
- ACRA-BOND® ULTRA is a registered trademark of AkzoNobel



*Width and Height dimensions are approximately 1/4" [6.35mm] under listed size.

MODEL CFL-D-4
(High Performance Combination Louver/Damper 4"[102mm])



MODEL CFL-D-6 HIGH PERFORMANCE COMBINATION LOUVER/DAMPER 6"

STANDARD CONSTRUCTION:

FRAME: .125" Extruded Aluminum 6.20" deep.

ADJUSTABLE BLADE: .125" Extruded Aluminum

FIXED BLADE: .081 Extruded Aluminum Positioned on a 37° angle on approximately 3.58" centers.

LINKAGE: Exposed

BIRDSCREEN:

3/4" X .051 Flattened Aluminum in Removable Frame. Screen is mounted on inside (rear) as looking from exterior of building.

FINISH: Mill aluminum (std.)

MINIMUM SIZE: 12"w x 12"h

MAXIMUM SIZE:

Factory assembled multi-section max: 84"w x 120"h or 120"w x 84"h

60"w x 120"h single section

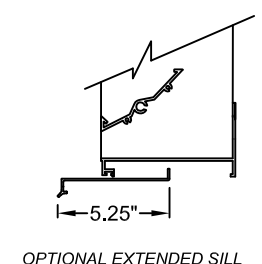
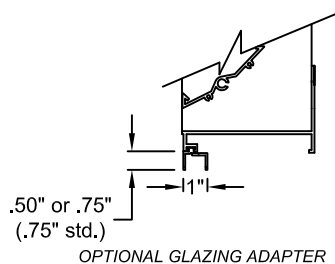
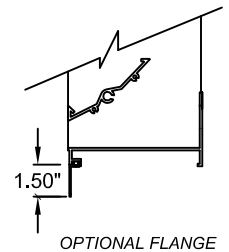
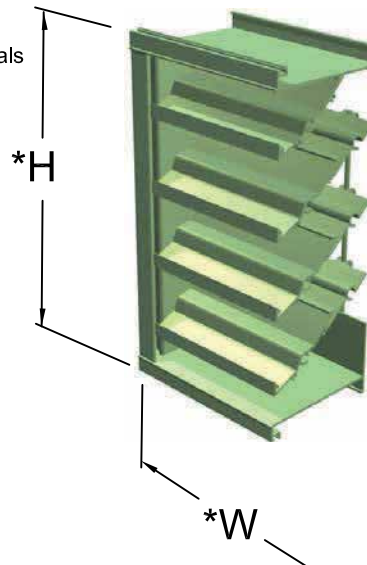
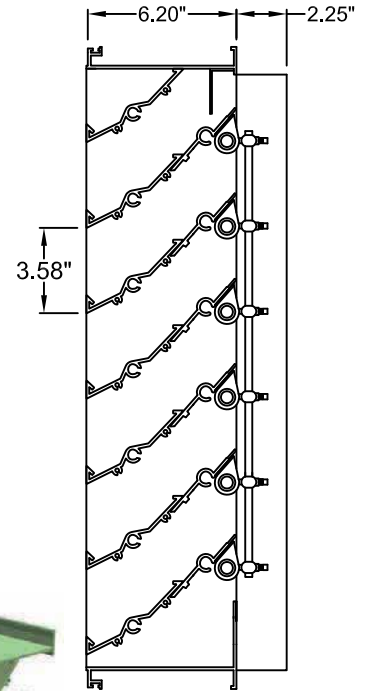
Larger sizes are field assembled.

OPTIONS:

- | | |
|---|---|
| <input type="checkbox"/> Flanged Frame (1.5" std.) | <input type="checkbox"/> Blade Seals |
| <input type="checkbox"/> Custom Flange (1", 2", or 3") | <input type="checkbox"/> Stainless Steel Compression Jamb Seals |
| <input type="checkbox"/> Glazing Adapter (.50" or .75") | <input type="checkbox"/> Insect Screen |
| <input type="checkbox"/> Extended Sill | <input type="checkbox"/> Security Bars |
| <input type="checkbox"/> Hinged Sub Frame | |
| <input type="checkbox"/> Filter Racks (no screen) | |
| <input type="checkbox"/> Welded construction (Wind Load +/- 50 psf) | |
| <input type="checkbox"/> .125" Construction | |
| <input type="checkbox"/> Blank-off, Alum., non-insulated, no screen, non-removeable | |
| <input type="checkbox"/> Blank-off, Alum., non-insulated, with bird screen or insect screen | |
| <input type="checkbox"/> Blank-off, Alum., insulated double wall, with bird screen, removable | |
| <input type="checkbox"/> Blank-off, Alum., insulated double wall, no screen, non-removeable | |
| <input type="checkbox"/> Actuator: See Actuator Selection Chart | |

AVAILABLE FINISHES:

- Powder Polyester TGIC** (2 coats) baked on at 410°F, 2.5 to 3.5 mils Meets AAMA-2603 Standards
- Powder Super durable polyester** (2 coats) baked on at 410°F, 2.5 to 3.5 mils Meets AAMA-2604-05 Standards
- Acrylic baked enamel (ACRA-BOND® ULTRA)** by AkzoNobel baked on at 350°F, 0.8 to 1.2 mils dry Meets AAMA-2603 Standards
- Kynar® (ALUM*A*STAR®)** 2 coats by AkzoNobel baked on at 450°F, 1.2 to 1.6 mils dry Meets AAMA-2604-05 Standards
- Kynar 500® or HYLAR® 5000 70% TRINAR®** (2 coats) by AkzoNobel baked on at 450°F, 1.2 to 1.6 mils dry, Meets AAMA-2605-05 Standards
- Kynar 500® or HYLAR® 5000 (70% Tri-Escnt II)** (2 coats) by AkzoNobel, a superior finish to other metallic or anodized finishes. A blend of mica, ceramic, and inorganic pigments creates subtle yet dazzling design that goes beyond metallic color without the requirement of a clear coat. 14 standard colors - custom colors available. Baked on at 415°F, 1.4 to 1.8 mils dry, meets AAMA 2605-05.
- Clear Anodize 204 R-1 Class II (AA-C22A31)**(0.4 to 0.7 mil)
- Clear Anodize 215 R-1 Class I (AA-C22A41)**(>0.7 mil)
- Integral Color Anodize (AA-C22A42)**(>0.7 mil)
 - Clear coat available for all above finishes.
 - Hylar® 5000 is a registered trademark of Solvay Solexis, Inc.
 - Kynar® 500 is a registered trademark of Arkema.
 - ALUM*A*STAR® 50 and TRINAR® are registered trademarks of AkzoNobel
 - ACRA-BOND® ULTRA is a registered trademark of AkzoNobel



*Width and Height dimensions are approximately 1/4" under listed size.

MODEL CFL-D-6
(High Performance Combination Louver/Damper 6")

SUGGESTED SPECIFICATION

Finish and install louvers as hereinafter specified where shown on plans or as described in schedules. Louvers shall be combination louver/dampers drainable type with drain gutters in each blade and downspouts in jambs and mullions. Stationary drainable blades shall be contained within a 6.20" frame. Louver components (heads, jambs, sills, blades, and mullions) shall be factory assembled by the louver manufacturer. Louver sizes too large for shipping shall be built up by the contractor from factory assembled louver sections to provide overall sizes required. Louver design shall incorporate structural supports required to withstand a wind load of 30 lbs. per sq. ft. (equivalent of a 110 mph wind).

Louvers shall be CVS CFL-D-6 6063T5 aluminum construction as follows:

FRAME: 6.20" deep, .125" nominal wall thickness

ADJUSTABLE BLADES: .125" extruded aluminum

FIXED BLADES: .081" nominal wall thickness. Blades are positioned at 37° angle and spaced approximately 3.58" center to center.

SCREEN: 3/4" x .051" (19 x 1.3) expanded, flattened aluminum in removable frame.

Published louver performance data bearing the AMCA Certified Ratings seal for Air Performance & Water Penetration must be submitted for approval prior to fabrication and must demonstrate pressure drop and water penetration equal to or less than the model specified.

PERFORMANCE DATA

AMCA Standard 500 provides a reasonable basis for testing and rating louvers. Testing to AMCA 500 is performed under a certain set of laboratory conditions. This does not guarantee that other conditions will not occur in the actual environment where louvers must operate. The louver system should be designed with a reasonable safety factor for louver performance. To ensure protection from water carryover, design with a performance level somewhat below maximum desired pressure drop and .01 oz./sq. ft. of water penetration.

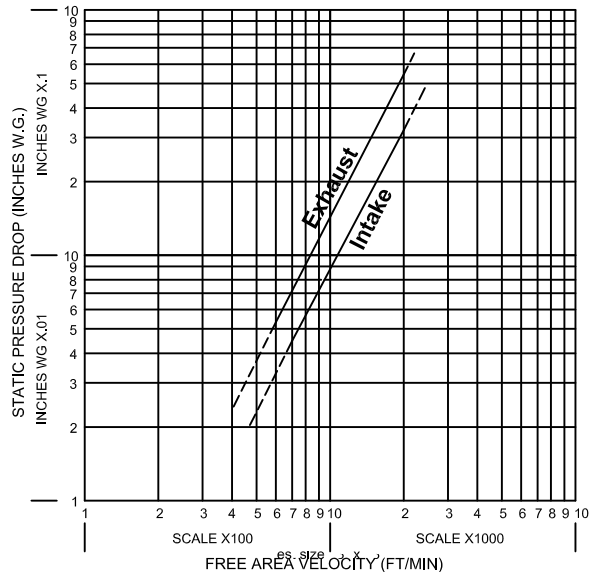
FREE AREA CHART (SQUARE FEET)

Louver Height Inches	Louver Width Inches									Louver Height Inches
	12	18	24	30	36	42	48	54	60	
12	0.19	0.31	0.43	0.55	0.67	0.78	0.90	1.02	1.14	12
18	0.42	0.69	0.95	1.22	1.48	1.75	2.01	2.28	2.54	18
24	0.70	1.13	1.57	2.01	2.45	2.88	3.32	3.76	4.20	24
30	0.90	1.46	2.02	2.59	3.15	3.71	4.28	4.84	5.40	30
36	1.11	1.81	2.51	3.20	3.90	4.60	5.30	6.00	6.70	36
42	1.39	2.26	3.13	4.00	4.88	5.75	6.62	7.49	8.36	42
48	1.59	2.58	3.58	4.58	5.57	6.57	7.57	8.56	9.56	48
54	1.79	2.91	4.03	5.15	6.28	7.40	8.52	9.64	10.77	54
60	2.08	3.39	4.69	6.00	7.30	8.61	9.92	11.22	12.53	60
66	2.28	3.71	5.14	6.57	8.00	9.43	10.86	12.30	13.73	66
72	2.44	3.97	5.50	7.03	8.56	10.09	11.62	13.15	14.68	72
78	2.77	4.51	6.25	7.99	9.73	11.47	13.21	14.95	16.69	78
84	2.97	4.83	6.69	8.56	10.42	12.28	14.15	16.01	17.87	84
90	3.18	5.17	7.17	9.17	11.16	13.16	15.16	17.15	19.15	90
96	3.46	5.64	7.81	9.99	12.16	14.34	16.51	18.69	20.86	96
102	3.66	5.95	8.25	10.55	12.85	15.14	17.44	19.74	22.04	102
108	3.87	6.30	8.73	11.16	13.58	16.01	18.44	20.87	23.30	108
114	4.16	6.77	9.39	12.00	14.61	17.23	19.84	22.45	25.07	114
120	4.35	7.08	9.81	12.54	15.28	18.01	20.74	23.47	26.20	120

Beginning point of **WATER PENETRATION** for **MODEL CFL-D-6** lies above 1250 fpm free area velocity at .01 oz. of water (penetration)

TEST SIZE: 48" X 48" - 15 MINUTE TEST DURATION

AIR FLOW RESISTANCE



Based on STANDARD AIR- .075 lb. per cubic foot. Ratings do not include the effects of screen, T + 42" 42"

Product Range

- ▶ Fire-Resisting Ductwork (BS & EN)
- ▶ Fire-rated Insulation (ASTM & UL)
- ▶ Sound Attenuators (ASTM & BS)
- ▶ VAV Boxes (AHRI)
- ▶ Life Safety Dampers (UL)
- ▶ Control Dampers (AMCA & BS)
- ▶ Access Doors (BS & EN)
- ▶ Louvers (AMCA)
- ▶ Smoke Exhaust, Building, Car Park & Tunnel Ventilation Fans (AMCA & EN)
- ▶ Domestic and Industrial Ventilation Fans
- ▶ AHU, FAHU, FCU, RTU, ERV & Ecology Units (Eurovent, TUV & AHRI)
- ▶ Electrostatic Precipitators (ESPs) & UL Listed Air Filters (UL)

Our Brands



Non-Coated Fire-Resisting Ductwork & Life Safety Dampers



Smoke Exhaust, Car Park & Tunnel Ventilation



Control Dampers, Louvers, Sound Attenuators & VAV Boxes



Fire-rated Insulation



Coated Fire-Resisting Ductwork



General Ventilation



AHU, FCU, RTU, ERV & Ecology Units

U.A.E

Industrial Area 2,
Al Wasit Road,
Sharjah, UAE

K.S.A

Dammam 2nd
Industrial City,
Dammam 31952,
K.S.A

Egypt

Al Minya Industrial Zone,
Al Minya Governorate
2427606, Egypt

Qatar

Street 9 Industrial Area,
Doha, Qatar



sales@cvshvac.com



www.cvshvac.com