

Reference:

Client:

Project:

Consultant:

Location:

Contractor:

Date:

Submitted by:



Your Reliable HVAC Partner

Model CDF-100 Series

Commercial Control Dampers

Airfoil Blade

Manual Quadrant/Motorised

Application:

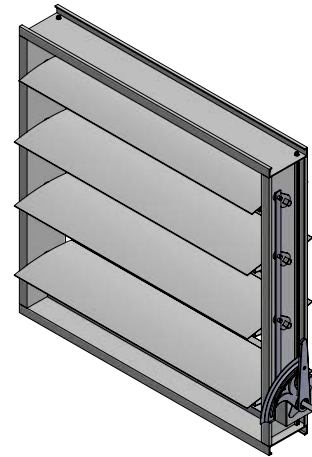
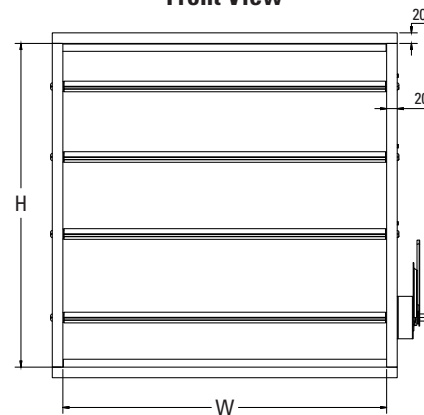
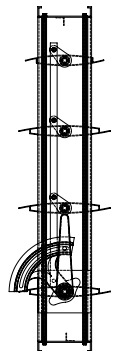
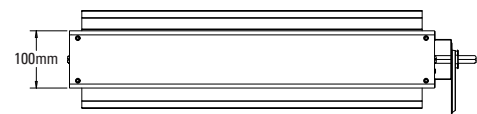
The CVS commercial control damper models CDF-100-AF-Q and CDF-100-AF-M are intended for low to high pressure and velocity applications and can be provided in opposed or parallel blade orientations.

The model CDF-100-AF-Q (manual quadrant) is a general purpose commercial control damper for use in manual balancing control applications where tight sealing is not of primary importance.

The model CDF-100-AF-M (motorised) is a general purpose commercial control damper for use in automatic balancing control or shut off applications where tight sealing is a primary requirement.

Standard Construction:

	Standard	Optional
Frame Material	2.3mm thick extruded aluminium 6063-T6 flanged frame	Multiple gauges galvanized steel or stainless steel flange frame and other flange sizes (only for roll formed frames)
Frame Depth	100mm	Other depths available (only for roll formed frames)
Blade Material and Type	1.4 mm thick extruded aluminum 6063-T6 airfoil shaped (Type 1)	16 gauge galvanized steel or stainless steel roll formed airfoil shape double skin profile (Type 2)
Blade Seal	Q - None M - Foam Type	Q - Foam Type, Neoprene, EPDM, Silicon Rubber M - Neoprene, EPDM, Silicon Rubber
Blade Operator	Q - Manual Quadrant M - Electric Actuator (On/Off Type)	M - Electric Actuator (Modulating type)
Dimensions	Actual	-----
Axle Material	Zinc plated steel	Stainless steel
Axle Bearings	Nylon	Brass, Bronze, Stainless steel, Acetal Copolymer, Polycarbonate
Type of Blade Operation	Parallel	Opposed
Jamb Seal	Q - None M - SS301	Q - SS301

**Front View****Section View****Top View****Airfoil Blade - Type 1****Airfoil Blade - Type 2****Minimum & Maximum Sizes:**

Model	Minimum Single Section	Maximum Single Section	Maximum Multi Section
CDF-100-AF-Q (Manual quadrant)	5" x 6" (127 x 152)	36" x 48" (914 x 1219)	Unlimited Size (Please consult factory)
CDF-100-AF-M (Motorised)			

All dimensions shown in inches, parentheses () indicate millimeters.

Optional Construction:

Operators: Manual Quadrant

Actuators: 24V 230V

Spring Return Non-Spring Return

On/Off Modulating

Airfoil Blade Construction: Type 2

As part of our continuous improvement program, we reserve the right to make further improvements without notice.

Submittal

Reference:

Client:

Project:

Consultant:

Location:

Contractor:

Date:

Submitted by:



Your Reliable HVAC Partner

Model CDF-100 Series

Commercial Control Dampers

3V Blade

Manual Quadrant/Motorised

Application:

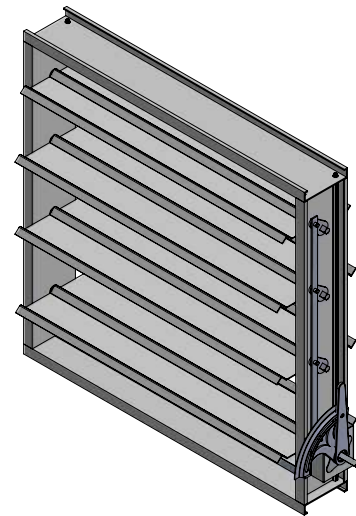
The CVS commercial control damper models CDF-100-3V-Q and CDF-100-3V-M are intended for low to high pressure and velocity applications and can be provided in opposed or parallel blade orientations.

The model CDF-100-3V-Q (manual quadrant) is a general purpose commercial control damper for use in manual balancing control applications where tight sealing is not of primary importance.

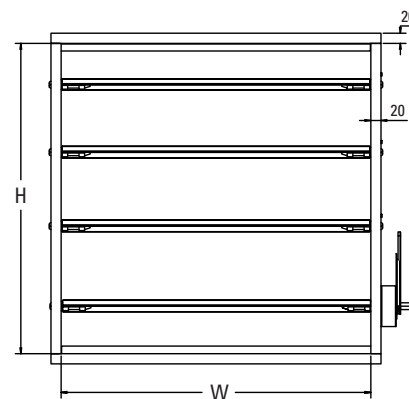
The model CDF-100-3V-M (motorised) is a general purpose commercial control damper for use in automatic balancing control or shut off applications where tight sealing is a primary requirement.

Standard Construction:

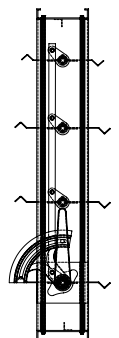
	Standard	Optional
Frame Material	2.3mm thick extruded aluminium 6063-T6 flanged frame	Multiple gauges galvanized steel or stainless steel flange frame and other flange sizes (only for roll formed frames)
Frame Depth	100mm	Other depths available (only for roll formed frames)
Blade Material and Type	16 gauge galvanized steel roll formed 3V shape profile	Multiple gauges of galvanized steel & stainless steel roll formed 3V shape profile
Blade Seal	Q - None M - Foam Type	Q - Foam Type, Neoprene, EPDM, Silicon Rubber M - Neoprene, EPDM, Silicon Rubber
Blade Operator	Q - Manual Quadrant M - Electric Actuator (On/Off Type)	M - Electric Actuator (Modulating type)
Dimensions	Actual	-----
Axle Material	Zinc plated steel	Stainless steel
Axle Bearings	Nylon	Brass, Bronze, Stainless steel
Type of Blade Operation	Parallel	Opposed
Jamb Seal	Q - None M - SS301	Q - SS301



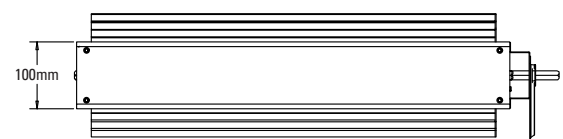
Front View



Section View



Top View

**Minimum & Maximum Sizes:**

Model	Minimum Single Section	Maximum Single Section	Maximum Multi Section
CDF-100-3V-Q (Manual quadrant)	4" x 4" (101 x 101)	36" x 48" (914 x 1219)	Unlimited Size (Please consult factory)
CDF-100-3V-M (Motorised)			

All dimensions shown in inches, parentheses () indicate millimeters.

Optional Construction:

Operators:

Actuators: 24V 230V
Spring Return Non-Spring Return
On/Off Modulating

Manual Quadrant

As part of our continuous improvement program, we reserve the right to make further improvements without notice.

Submittal